





SINCE 1946

NORTHWEST DOOR INC.

RECESSED PANELS



Model 44



Model 52

Resawn Fir

RECESSED PANELS...


SECTION AND PANEL ARRANGEMENTS



4 SECTION—2 PANEL




4 SECTION—4 PANEL



5 SECTION—2 PANEL



5 SECTION—3 PANEL



5 SECTION—6 PANEL




4 SECTION—4 PANEL




4 SECTION—8 PANEL



5 SECTION—4 PANEL



5 SECTION—5 PANEL




5 SECTION—12 PANEL

Standard Models Shown.
Custom Models Available.


DESIGNER GLASS OPTIONS



CUSTOM ARCH



CATHEDRAL ARCH



SHERWOOD



SUNBURST



STOCKTON

NOMINAL MILLWORK SPECIFICATIONS

	100 SERIES	200 SERIES	300 SERIES
TOP RAIL	3-1/8"	3-1/8"	4-7/8"
BTTM RAIL	3-1/8"	4-3/8"	4-7/8"
MEETING RAIL	2-1/2"	2-1/2"	4-1/2"
END STILES	3-1/8"	4-3/8"	4-3/8"
CENTER STILES	2-5/8"	2-5/8"	2-5/8"

HARDWARE CLEARANCES

MODEL	HEADROOM	SIDEROOM
EXTENSION	10"	3-1/2"
TORSION	12"	3-1/2"
LOW HEADRM.	3-1/2"	4-1/2"

MILLWORK FEATURES

Recessed panel doors offer a lightweight, economically priced wooden garage door. Whether you choose Luan Mahogany, Resawn Fir, or Hardboard panels, your door will offer the combination of durable quality and competitive pricing. Recessed panel doors are offered in a wide variety of millwork styles and sizes to suit the design of your home.

QUALITY HARDWARE

Graduated hinges with gusseted side plates, bottom fixtures, and adjustable top fixtures are made from rugged galvanized steel. Nylon rollers are used on each section to provide easy, quiet operation and long life. U-shaped galvanized struts are supplied with every double car door to keep the door rigid. All double car doors are furnished with an anti-sag strut to maintain a tight floor fit throughout the door's life. Choose from torsion or extension spring counterbalance.

AUTOMATIC OPERATION

Enjoy the security, safety, and convenience of a garage door opener installed by a professional. Ask your Northwest Door dealer to show you the correct model for your new or existing door.

Distributed by:

WARRANTY Northwest Door and your authorized Northwest Door dealer warrant the complete door assembly to be free of defects in material and workmanship for one year to the original purchaser. Northwest Door will furnish, free of charge, any part that may develop defects during the period of one year from the date of installation. Labor charges for defective part replacement are the responsibility of the customer. **Customer Responsibility:** Your Northwest Door is made of the finest West Coast wood. To protect your investment, and to avoid possible warpage and damage due to weather conditions, add paint to the unfinished surface prior to or immediately after installation. Use oil base enamel paint, one prime coat and two finish coats on all exposed surfaces. This process will validate your warranty. Dark shades are not recommended on southern or western exposures. As a natural characteristic of wood, some splitting and cracking may occur. This is not a factory defect.

WARNING: Any adjustment to your door should be made by an experienced door installer, such as your Northwest Door dealer. Serious injury can result from improper adjustments to your door. Northwest Door reserves the right to make product changes without notice.

Northwest Door, Inc. • 10731 "A" St. S. • P.O. Box 44605 • Tacoma WA 98444-6063 • (253) 535-5700 • FAX (253) 535-5807

